

GARDEN HOUSES
SHEDS
SAUNAS
CARPORTS
AND MORE

The image features a dense, close-up background of dark green leaves, likely from a plant like ivy or philodendron. The leaves are layered, creating a rich, textured appearance. A thin white border frames the entire image. In the center, the word "welcome" is written in a white, elegant cursive script.

welcome



Hello!

We are a Polish company that has been operating on the market for over 20 years. Much has changed since then. Technology that has exceeded our wildest expectations is constantly evolving. However, one thing is unchangeable - our passion, in what we do, adoration for the natural beauty of wood, nature and the desire to do simply good things.

Our offer focuses mainly on garden houses, sheds, carports, swimming pools, saunas. Each of these areas is just as important to us.

Currently, we focus on further development, expanding the offer and improving the quality of our products. We believe that our determination in pursuing the goal and the commitment of the entire team make us a trustworthy partner.

WHAT WE CAN DO
for You

GARDEN HOUSES
SHEDS
SAUNAS
CARPORTS
AND MORE



*garden
houses*





DOM124

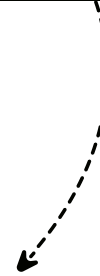
Width: 400cm
 Depth: 300cm
 Peak: 250cm
 Side wall height: 181cm
 Total weight: ±700kg
 Roof thickness: 16mm
 Wall thickness: 28mm

Bituminous felt on the roof.
 Pleksiglas windows. No floor.

Package dimensions:
 440x120xH56 cm



Available also with an
 additional porch and canopy.



DOM124 + DOM17 + DOM18 + POD04

Total depth: 600cm
 Total weight: ±1260kg
 Package: 440x120xH.111cm

DOM124 with additional
 4x2m porch and 4x2m canopy.

Wooden floor for the house and
 terrace included.



DOM124 + DOM392 + DOM393 + POD04

Total depth: 700cm
 Total weight: ±1260kg
 Package: 440x120xH.111cm

DOM124 with additional
 4x3m porch and 4x3m canopy.

Wooden floor for the house and
 terrace included.



DOM130


Width: 400cm
 Depth: 400cm
 Peak: 251cm
 Side wall height: 192cm
 Total weight: ±880kg
 Roof thickness: 16mm
 Wall thickness: 28mm

Bituminous felt on the roof.
 Pleksiglas windows. No floor.

Package dimensions:
 440x120xH.56 cm



Available also with an
 additional porch and canopy.



DOM130 + DOM17 + DOM18 + PODŁ

Total depth: 600cm
 Total weight: ±1480kg
 Package: 440x120xH.123cm

DOM130 with additional
 4x2m porch and 4x2m canopy.
 Wooden floor for the house and
 terrace included.



DOM130 + DOM393 + DOM392 + PODŁ

Total depth: 700cm
 Total weight: ±1680kg
 Package: 440x120xH.123cm

DOM130 with additional
 4x3m porch and 4x3m canopy.
 Wooden floor for the house and
 terrace included.




DOM137

Width: 400cm
 Depth: 300cm
 Peak: 252cm
 Side wall height: 181cm
 Total weight: ±700kg
 Roof thickness: 16mm
 Wall thickness: 28mm

Bituminous felt on the roof.
 Pleksiglas windows. No floor.

Package dimensions:
 440x120xH56 cm

Available also with an
 additional porch and canopy.



DOM137 + DOM17 + DOM18 + PODŁOGA

Total depth: 600cm
 Total weight: ±1260kg
 Package: 440x120xH.111cm

DOM137 with additional
 4x2m porch and 4x2m canopy.

Wooden floor for the house and
 terrace included.



DOM137 + DOM392 + DOM393 + PODŁ

Total depth: 700cm
 Total weight: ±1460kg
 Package: 440x120xH.111cm

DOM137 with additional
 4x3m porch and 4x3m canopy.

Wooden floor for the house and
 terrace included.



DOM144

Width: 400cm
 Depth: 400cm
 Peak: 251cm
 Side wall height: 192cm
 Total weight: ±880kg
 Roof thickness: 16mm
 Wall thickness: 28mm


Pressure impregnated in brown.

Bituminous felt on the roof.
 Pleksiglas windows. No floor.

Package dimensions:
 440x120xH.56 cm



Available also with an additional porch and canopy.



DOM144 + DOM78 + DOM79 + POD05

Total depth: 600cm
 Total weight: ±1480kg
 Package: 440x120xH.123cm

Pressure impregnated in brown.

DOM144 with additional 4x2m porch and 4x2m canopy.

Wooden floor for the house and terrace included.



DOM144 + DOM541 + DOM542 + POD05

Total depth: 700cm
 Total weight: ±1680kg
 Package: 440x120xH.123cm

Pressure impregnated in brown.

DOM144 with additional 4x3m porch and 4x3m canopy.

Wooden floor for the house and terrace included.



DOM149


Width: 400cm
 Depth: 400cm
 Peak: 251cm
 Side wall height: 192cm
 Total weight: ±880kg
 Roof thickness: 16mm
 Wall thickness: 28mm

Bituminous felt on the roof.
 Pleksiglas windows. No floor.

Package dimensions:
 440x120xH.56 cm



Available also with an
 additional porch and canopy.



DOM149 + DOM17 + DOM18 + PODŁ

Total depth: 600cm
 Total weight: ±1480kg
 Package: 440x120xH.111cm

DOM149 with additional
 4x2m porch and 4x2m canopy.

Wooden floor for the house and
 terrace included.



DOM149 + DOM392 + DOM393 + PODŁ

Total depth: 700cm
 Total weight: ±1680kg
 Package: 440x120xH.112cm

DOM149 with additional
 4x3m porch and 4x3m canopy.

Wooden floor for the house and
 terrace included.



DOM181

Width: 400cm
 Depth: 400cm
 Peak: 252cm
 Side wall height: 192cm
 Total weight: ±880kg
 Roof thickness: 16mm
 Wall thickness: 28mm


Pressure impregnated in brown.

Bituminous felt on the roof.
 Pleksiglas windows. No floor.

Package dimensions:
 440x120xH.56 cm



Available also with an additional porch and canopy.



DOM181 + DOM78 + DOM79 + PODŁ

Total depth: 600cm
 Total weight: ±1480kg
 Package: 440x120xH.123cm

Pressure impregnated in brown.

DOM181 with additional
 4x2m porch and 4x2m canopy.

Wooden floor for the house and
 terrace included.



DOM181 + DOM541 + DOM542 + PODŁ

Total depth: 700cm
 Total weight: ±1680kg
 Package: 440x120xH.125cm

Pressure impregnated in brown.

DOM181 with additional
 4x3m porch and 4x3m canopy.

Wooden floor for the house and
 terrace included.



DOM337


Width: 400cm
 Depth: 300cm
 Peak: 250cm
 Side wall height: 181cm
 Total weight: ±700kg
 Roof thickness: 16mm
 Wall thickness: 28mm

Bituminous felt on the roof.
 Pleksiglas windows. No floor.

Package dimensions:
 440x120xH.56 cm



Available also with an
 additional porch and canopy.



DOM337 + DOM17 + DOM18 + PODŁ

Total depth: 600cm
 Total weight: ±1260kg
 Package: 440x120xH.111cm

DOM337 with additional
 4x2m porch and 4x2m canopy.
 Wooden floor for the house and
 terrace included.



DOM337 + DOM392 + DOM393 + PODŁ

Total depth: 700cm
 Total weight: ±1460kg
 Package: 440x120xH.111cm

DOM337 with additional
 4x3m porch and 4x3m canopy.
 Wooden floor for the house and
 terrace included.



DOM418

Width: 400cm
 Depth: 300cm
 Peak: 250cm
 Side wall height: 189cm
 Total weight: ±700kg
 Roof thickness: 16mm
 Wall thickness: 28mm


Pressure impregnated in brown.

Bituminous felt on the roof.
 Pleksiglas windows. No floor.

Package dimensions:
 440x120xH.56 cm



Available also with an additional porch and canopy.



DOM418 + DOM78 + DOM79 + POD05

Total depth: 600cm
 Total weight: ±1260kg
 Package: 440x120xH.111cm

Pressure impregnated in brown.

DOM418 with additional
 4x2m porch and 4x2m canopy.

Wooden floor for the house and
 terrace included.



DOM418 + DOM541 + DOM542 + POD05

Total depth: 700cm
 Total weight: ±1460kg
 Package: 440x120xH.111cm

Pressure impregnated in brown.

DOM418 with additional
 4x3m porch and 4x3m canopy.

Wooden floor for the house and
 terrace included.



DOM420

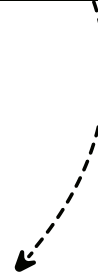
Width: 322cm
 Depth: 223cm
 Peak: 235cm
 Side wall height: 192cm
 Total weight: ±490kg
 Roof thickness: 16mm
 Wall thickness: 28mm

Bituminous felt on the roof.
 Pleksiglas windows. No floor.

Package dimensions:
 330x120xH.50 cm



Available also with an
 additional porch and canopy.



DOM420 + DOM141 + DOM142 + POD04

Total depth: 423cm
 Total weight: ±900kg
 Package: 330x120xH.116cm

DOM420 with additional
 3x2m porch and 3x2m canopy.

Wooden floor for the house and
 terrace included.



DOM420 + DOM394 + DOM395 + POD04

Total depth: 523cm
 Total weight: ±1000kg
 Package: 440x120xH.111cm

DOM420 with additional
 3x3m porch and 3x3m canopy.

Wooden floor for the house and
 terrace included.



Available also with an additional porch and canopy.



DOM427

Width: 300cm
 Depth: 300cm
 Peak: 237cm
 Side wall height: 181cm
 Total weight: ±540kg
 Roof thickness: 16mm
 Wall thickness: 28mm

Pressure impregnated in brown.

Bituminous felt on the roof.
 Pleksiglas windows. No floor.

Package dimensions:
 440x120xH.56 cm



DOM427 + DOM146 + DOM147 + PODŁ

Total depth: 500cm
 Total weight: ±1040kg
 Package: 340x120xH.143cm

Pressure impregnated in brown.

DOM427 with additional
 3x2m porch and 3x2m canopy.

Wooden floor for the house and
 terrace included.

DOM427 + DOM539 + DOM540 + POD05

Total depth: 600cm
 Total weight: ±1240kg
 Package: 340x120xH.107cm

Pressure impregnated in brown.

DOM427 with additional
 3x3m porch and 3x3m canopy.

Wooden floor for the house and
 terrace included.



DOM526

Width: 500cm
 Depth: 400cm
 Peak: 235cm
 Side wall height: 176cm
 Total weight: ±1000kg
 Roof thickness: 16mm
 Wall thickness: 28mm

Bituminous felt on the roof.
 Pleksiglas windows. No floor.

Package dimensions:
 543x120xH.57 cm



DOM566

Width: 500cm
 Depth: 400cm
 Peak: 235cm
 Side wall height: 176cm
 Total weight: ±1000kg
 Roof thickness: 16mm
 Wall thickness: 28mm

Pressure impregnated in brown.

Bituminous felt on the roof.
 Pleksiglas windows. No floor.

Package dimensions:
 543x120xH.57 cm



DOM526 + DOM600 + DOM601 + POD04

Total depth: 611cm
 Total weight: ±1840kg
 Package: 543x120xH.142cm

DOM526 with additional
 5x2m porch and 5x2m canopy.

Wooden floor for the house and
 terrace included.



DOM566 + DOM602 + DOM603 + POD05

Total depth: 611cm
 Total weight: ±1840kg
 Package: 545x120xH.142cm

Pressure impregnated in brown.

DOM566 with additional
 3x2m porch and 3x2m canopy.

Wooden floor for the house and
 terrace included.




Available also with an additional porch and canopy.

DOM530

Width: 300cm
 Depth: 300cm
 Peak: 237cm
 Side wall height: 181cm
 Total weight: ±540kg
 Roof thickness: 16mm
 Wall thickness: 28mm

Bituminous felt on the roof.
 Pleksiglas windows. No floor.

Package dimensions:
 340x120xH.54 cm



DOM530 + DOM141 + DOM142 + PODŁ

Total depth: 500cm
 Total weight: ±1040kg
 Package: 340x120xH.132cm

Pressure impregnated in brown.

DOM530 with additional
 3x2m porch and 3x2m canopy.

Wooden floor for the house and
 terrace included.



DOM530 + DOM394 + DOM395 + PODŁ

Total depth: 600cm
 Total weight: ±1240kg
 Package: 340x120xH.107cm

Pressure impregnated in brown.

DOM530 with additional
 3x3m porch and 3x3m canopy.

Wooden floor for the house and
 terrace included.



Available also with an additional porch and canopy.

DOM531

Width: 300cm
 Depth: 300cm
 Peak: 235cm
 Side wall height: 181cm
 Total weight: ±540kg
 Roof thickness: 16mm
 Wall thickness: 28mm

Bituminous felt on the roof.
 Pleksiglas windows. No floor.

Package dimensions:
 340x120xH.54 cm



DOM531 + DOM141 + DOM142 + PODŁ

Total depth: 500cm
 Total weight: ±1040kg
 Package: 340x120xH.132cm

DOM531 with additional
 3x2m porch and 3x2m canopy.
 Wooden floor for the house and
 terrace included.

DOM531 + DOM394 + DOM395 + PODŁ

Total depth: 600cm
 Total weight: ±1240kg
 Package: 340x120xH.107cm

DOM531 with additional
 3x3m porch and 3x3m canopy.
 Wooden floor for the house and
 terrace included.



DOM531

Width: 300cm
 Depth: 300cm
 Peak: 235cm
 Side wall height: 181cm
 Total weight: ±540kg
 Roof thickness: 16mm
 Wall thickness: 28mm

Bituminous felt on the roof.
 Pleksiglas windows. No floor.
 Package dimensions:
 340x120xH.54 cm



DOM578

Width: 528cm
 Depth: 323cm
 Peak: 246cm
 Side wall height: 190cm
 Total weight: ±950kg
 Roof thickness: 16mm
 Wall thickness: 28mm

Bituminous felt on the roof.
 Pleksiglas windows. No floor.
 Package dimensions:
 545x120xH.57 cm



DOM531 + DOM141 + DOM142 + PODŁ

Total depth: 500cm
 Total weight: ±1040kg
 Package: 340x120xH.132cm

DOM531 with additional
 3x2m porch and 3x2m canopy.
 Wooden floor for the house and
 terrace included.



DOM578 + DOM600 + DOM601 + POD04

Total depth: 534cm
 Total weight: ±1750kg
 Package: 545x120xH.142cm

DOM578 with additional
 5x2m porch and 5x2m canopy.
 Wooden floor for the house and
 terrace included.



Available also with an additional porch and canopy.



DOM609

Width: 400cm
 Depth: 400cm
 Peak: 239cm
 Side wall height: 187cm
 Total weight: ±950kg
 Roof thickness: 16mm
 Wall thickness: 40mm

Bituminous felt on the roof.
 Windows filled with glass, openable and tiltable. No floor.
 Package dimensions: 440x120xH.70 cm



DOM609 + DOM543 + DOM545 + POD04

Total depth: 600cm
 Total weight: ±1700kg
 Package: 440x120xH.124cm

DOM609 with additional 4x2m porch and 4x2m canopy.
 Wooden floor for the house and terrace included.



DOM609 + DOM546 + DOM548 + POD04

Total depth: 700cm
 Total weight: ±1700kg
 Package: 440x120xH.124cm

DOM609 with additional 4x3m porch and 4x3m canopy.
 Wooden floor for the house and terrace included.



DOM531

Width: 300cm
 Depth: 300cm
 Peak: 235cm
 Side wall height: 181cm
 Total weight: ±540kg
 Roof thickness: 16mm
 Wall thickness: 28mm

Bituminous felt on the roof.
 Pleksiglas windows. No floor.

Package dimensions:
 340x120xH.54 cm



DOM578

Width: 528cm
 Depth: 323cm
 Peak: 246cm
 Side wall height: 190cm
 Total weight: ±950kg
 Roof thickness: 16mm
 Wall thickness: 28mm

Bituminous felt on the roof.
 Pleksiglas windows. No floor.

Package dimensions:
 545x120xH.57 cm



DOM531 + DOM141 + DOM142 + PODŁ

Total depth: 500cm
 Total weight: ±1040kg
 Package: 340x120xH.132cm

DOM531 with additional
 3x2m porch and 3x2m canopy.

Wooden floor for the house and
 terrace included.



DOM578 + DOM600 + DOM601 + POD04

Total depth: 534cm
 Total weight: ±1750kg
 Package: 545x120xH.142cm

DOM578 with additional
 5x2m porch and 5x2m canopy.

Wooden floor for the house and
 terrace included.



DOM127

Width: 246cm
 Depth: 246cm
 Peak: 238cm
 Side wall height: 176cm
 Total weight: ±375kg
 Roof thickness: 16mm
 Wall thickness: 19mm

Bituminous felt on the roof.
 Pleksiglas windows. No floor.

Package dimensions:
 275x120xH.43 cm



DOM582

Width: 295+270cm
 Depth: 295cm
 Peak: 243cm
 Wall height: 188cm
 Total weight: ±950kg
 Roof thickness: 16mm
 Wall thickness: 24mm

Bituminous felt on the roof.
 Pleksiglas windows.

Package dimensions:
 440x120xH.70 cm



DOM370

Width: 480cm
 Depth: 400cm
 Peak: 253cm
 Side wall height: 187cm
 Total weight: ±1040kg
 Roof thickness: 16mm
 Wall thickness: 40mm

Bituminous felt on the roof.
 Windows filled with glass, openable
 and tiltable. No floor.

Package dimensions:
 545x120xH.57 cm



DOM372

Width: 600cm
 Depth: 500cm
 Peak: 276cm
 Wall height: 190cm
 Total weight: ±1450kg
 Roof thickness: 15mm
 Wall thickness: 40mm

Bituminous felt on the roof.
 Windows filled with glass, openable
 and tiltable. No floor.

Package dimensions:
 610x120xH.70 cm



DOM561

Width: 390cm
 Depth: 300cm
 Peak: 247cm
 Wall height: 188cm
 Total weight: ±700kg
 Roof thickness: 12mm
 Wall thickness: 34mm

Bituminous felt on the roof.
 Windows filled with glass.

Package dimensions:
 450x120xH.49 cm



DOM563

Width: 390cm
 Depth: 390cm
 Peak: 245cm
 Wall height: 187cm
 Total weight: ±900kg
 Roof thickness: 12mm
 Wall thickness: 34mm

Pressure impregnated in brown.

Bituminous felt on the roof.
 Windows filled with glass.

Package dimensions:
 440x120xH.67 cm



DOM581

Width: 609cm
 Depth: 306cm
 Peak: 215cm
 Wall height: 181cm
 Total weight: ±850kg
 Roof thickness: 16mm
 Wall thickness: 24mm

Pressure impregnated in brown.

Bituminous felt on the roof.
 Pleksiglas windows.

Package dimensions:
 440x120xH.60 cm



DOM546

Width: 422cm
 Depth: 300cm
 Peak: 252cm
 Column: 90x90mm
 Total weight: ±200kg
 Roof thickness: 16mm

Suitable for gable houses with a front width of 4m from a 40mm board.

Bituminous felt on the roof.

Package dimensions:
 285x58xH.43 cm



DOM543

Width: 422cm
 Depth: 200cm
 Peak: 252cm
 Column: 90x90mm
 Total weight: ±200kg
 Roof thickness: 16mm

Suitable for gable houses with a front width of 4m from a 40mm board.

Bituminous felt on the roof.

Package dimensions:
 285x58xH.43 cm



DOM146

Width: 322cm
 Depth: 202cm
 Peak: 237cm
 Column: 90x90mm
 Total weight: ±190kg
 Roof thickness: 16mm

Pressure impregnated in brown.
 Suitable for gable houses with a front width of 3m from a 28mm board.

Bituminous felt on the roof.

Package dimensions:
 332x120xH.26 cm



DOM141

Width: 322cm
 Depth: 202cm
 Peak: 237cm
 Column: 90x90mm
 Total weight: ±190kg
 Roof thickness: 16mm

Suitable for gable houses with a front width of 3m from a 28mm board.

Bituminous felt on the roof.

Package dimensions:
 332x120xH.26 cm



DOM17

Width: 422cm
 Depth: 200cm
 Peak: 252cm
 Column: 90x90mm
 Total weight: ±200kg
 Roof thickness: 16mm

Suitable for gable houses with a front width of 4m from a 28mm board.

Bituminous felt on the roof.

Package dimensions:
 285x58xH.43 cm



DOM392

Width: 422cm
 Depth: 200cm
 Peak: 255cm
 Column: 90x90mm
 Total weight: ±300kg
 Roof thickness: 16mm

Suitable for gable houses with a front width of 4m from a 28mm board.

Bituminous felt on the roof.

Package dimensions:
 385x58xH.43 cm



DOM394

Width: 322cm
 Depth: 303cm
 Peak: 243cm
 Column: 90x90mm
 Total weight: ±290kg
 Roof thickness: 16mm

Suitable for gable houses with a front width of 3m from a 28mm board.

Bituminous felt on the roof.

Package dimensions:
 332x58xH.41 cm



DOM539

Width: 322cm
 Depth: 303cm
 Peak: 243cm
 Column: 90x90mm
 Total weight: ±290kg
 Roof thickness: 16mm

Suitable for gable houses with a front width of 3m from a 28mm board.

Bituminous felt on the roof.

Package dimensions:
 332x58xH.41 cm



DOM541

Width: 422cm
 Depth: 300cm
 Peak: 255cm
 Column: 90x90mm
 Total weight: ±300kg
 Roof thickness: 16mm

Suitable for gable houses with a front width of 4m from a 28mm board. Pressure impregnated in brown. Bituminous felt on the roof.

Package dimensions: 385x58xH.43 cm



DOM600

Width: 528cm
 Depth: 201cm
 Peak: 250cm
 Column: 90x90mm
 Total weight: ±200kg
 Roof thickness: 16mm

Suitable for gable houses with a front width of 5m from a 28mm board.

Bituminous felt on the roof.

Package dimensions: 285x58xH.43 cm



DOM602

Width: 528cm
 Depth: 202cm
 Peak: 250cm
 Column: 90x90mm
 Total weight: ±300kg
 Roof thickness: 16mm

Suitable for gable houses with a front width of 5m from a 28mm board.

Bituminous felt on the roof.

Package dimensions: 543x120xH.25 cm



DOM78

Width: 322cm
 Depth: 202cm
 Peak: 237cm
 Column: 90x90mm
 Total weight: ±190kg
 Roof thickness: 16mm

Suitable for gable houses with a front width of 3m from a 28mm board.

Bituminous felt on the roof.

Package dimensions: 332x120xH.26 cm



DOM548

Width: 406cm
Depth: 312cm
Height: 81cm
Total weight: ±300kg
Wall thickness: 28mm
Floor thickness: 19mm

Suitable for gable houses with a front width of 4m from a 40mm board.

Package dimensions:
332x58xH.41 cm

DOM601

Width: 506cm
Depth: 212cm
Height: 81cm
Total weight: ±300kg
Wall thickness: 28mm
Floor thickness: 19mm

Suitable for gable houses with a front width of 5m from a 40mm board.

Package dimensions:
240x60xH.60 cm



DOM603

Width: 506cm
Depth: 212cm
Height: 81cm
Total weight: ±300kg
Wall thickness: 28mm
Floor thickness: 19mm

Pressure impregnated in brown.
Suitable for gable houses with a front width of 3m from a 28mm board.

Package dimensions:
240x60xH.60 cm

DOM79

Width: 406cm
Depth: 212cm
Height: 81cm
Total weight: ±200kg
Wall thickness: 28mm
Floor thickness: 19mm

Pressure impregnated in brown.
Suitable for gable houses with a front width of 4m from a 28mm board.

Package dimensions:
232x58xH.41 cm



DOM142

Width: 306cm
 Depth: 212cm
 Height: 81cm
 Total weight: ±190kg
 Wall thickness: 28mm
 Floor thickness: 19mm

Suitable for gable houses with a front width of 3m from a 28mm board.

Package dimensions:
 232x58xH.41 cm



DOM147

Width: 306cm
 Depth: 212cm
 Height: 81cm
 Total weight: ±190kg
 Wall thickness: 28mm
 Floor thickness: 19mm

Pressure impregnated in brown.
 Suitable for gable houses with a front width of 3m from a 28mm board.

Package dimensions:
 232x58xH.41 cm



DOM18

Width: 406cm
 Depth: 212cm
 Height: 81cm
 Total weight: ±200kg
 Wall thickness: 28mm
 Floor thickness: 19mm

Suitable for gable houses with a front width of 4m from a 28mm board.

Package dimensions:
 232x58xH.41



DOM393

Width: 406cm
 Depth: 312cm
 Height: 81cm
 Total weight: ±300kg
 Wall thickness: 28mm
 Floor thickness: 19mm

Suitable for gable houses with a front width of 4m from a 28mm board.

Package dimensions:
 332x58xH.41 cm



DOM395

Width: 306cm
 Depth: 312cm
 Height: 81cm
 Total weight: ±290kg
 Wall thickness: 28mm
 Floor thickness: 19mm

Suitable for gable houses with a front width of 3m from a 28mm board.

Package dimensions: 332x58xH.41 cm



DOM540

Width: 306cm
 Depth: 312cm
 Height: 81cm
 Total weight: ±290kg
 Wall thickness: 28mm
 Floor thickness: 19mm

Pressure impregnated in brown. Suitable for gable houses with a front width of 3m from a 28mm board.

Package dimensions: 332x58xH.41 cm



DOM542

Width: 406cm
 Depth: 312cm
 Height: 81cm
 Total weight: ±300kg
 Wall thickness: 28mm
 Floor thickness: 19mm

Pressure impregnated in brown. Suitable for gable houses with a front width of 4m from a 28mm board.

Package dimensions: 332x58xH.41



DOM545

Width: 406cm
 Depth: 212cm
 Height: 81cm
 Total weight: ±200kg
 Wall thickness: 28mm
 Floor thickness: 19mm

Suitable for gable houses with a front width of 4m from a 28mm board.

Package dimensions: 232x58xH.41 cm



DOM84

Width: 170cm
 Depth: 80cm
 Peak: 186cm
 Wall height: 176cm
 Total weight: ±150kg
 Wall thickness: 12mm

Bituminous felt on the roof.
 Walls made of ready-made panels.
 Floor and back wall included.
 Pressure impregnated in green.

Package dimensions:
 186x80xH.47 cm



Garden cabinet

SZA6: green impregnated , W120 x D90 x H126,5
 package: 75kg, 120x60xH35
 SZA7: green impregnated , W120 x D90 x H113
 package: 75kg, 120x60xH35
 SZA8: brown impregnated , W120 x D90 x H126,5
 package: 75kg, 120x60xH35
 SZA9: brown impregnated , W120 x D90 x H113
 package: 75kg, 120x60xH35



DOM85

Width: 170cm
 Depth: 80cm
 Peak: 182cm
 Wall height: 172cm
 Total weight: ±100kg
 Wall thickness: 12mm

Bituminous felt on the roof.
 Walls made of ready-made panels.
 Without floor and back wall (wall
 mounted).
 Pressure impregnated in green.

Package dimensions:
 186x80xH.47 cm



OKNP19BR / OKNL19BR

Width: 76cm
 Height: 100cm
 Frame: 45mm
 Total weight: ±23kg

Pressure impregnated in brown.
 Single 2mm glass. Suitable for houses
 with a wall board thickness of 45 mm.

Package dimensions:
 143x88xh.40 cm



OKIE2

Width: 606mm
 Depth: 15,5mm
 Height: 825mm
 Total weight: ±6kg

Shutters, not impregnated.
 Package dimensions:
 35x85x10 cm



OKIE3

Width: 606mm
 Depth: 15,5mm
 Height: 825mm
 Total weight: ±6kg

Shutters.
 Pressure impregnated in green.
 Package dimensions:
 35x85x10 cm



OKN01BI

Width: 76cm
 Height: 100cm
 Frame: 28mm
 Total weight: ±23kg

Not impregnated. Single 2mm glass.
 Suitable for houses with a wall
 board thickness of 28 mm. Shutters
 included.
 Package dimensions:
 143x88xh.40 cm



OKN01BR

Width: 76cm
 Height: 100cm
 Frame: 45mm
 Total weight: ±23kg

Pressure impregnated in brown.
 Single 2mm glass. Suitable for houses
 with a wall board thickness of 28 mm.
 Shutters included.
 Package dimensions:
 143x88xh.40 cm

saunas





SAU1

Width: 215cm
Depth: 180cm
Peak: 218cm
Wall height: 218cm
Total weight: ±600kg
Roof thickness: 16mm
Wall thickness: 40mm

Glass doors. 2 benches with 2 headboards and stove cover. Thermal insulation of the roof.

Package dimensions:
120x245xH65 cm



SAU2

Width: 215cm
Depth: 215cm
Peak: 218cm
Wall height: 218cm
Total weight: ±672kg
Roof thickness: 16mm
Wall thickness: 40mm

Glass doors. 3 benches with 3 headboards and stove cover. Thermal insulation of the roof.

Package dimensions:
120x245xH65 cm



ALT21

Width: 300cm
Depth: 300cm
Peak: 244cm
Wall height: 217cm
Total weight: ±350kg
Roof thickness: 16mm
Columns: 4 x 120x120mm
Space between columns: 213cm

Bituminous felt on the roof.

Package dimensions:
58x300xH64 cm

Available different elements
to fill the walls.



ALT22

Width: 400cm
Depth: 300cm
Peak: 244cm
Wall height: 217cm
Total weight: ±480kg
Roof thickness: 16mm
Columns: 4 x 120x120mm

Bituminous felt on the roof.
Space between columns: 213 cm (short side),
324 cm (long side).

Package dimensions:
58x300xH64 cm

Available different elements
to fill the walls.



ALT23

Width: 500cm
Depth: 300cm
Peak: 244cm
Wall height: 217cm
Total weight: ±550kg
Roof thickness: 16mm
Columns: 6 x 120x120mm

Bituminous felt on the roof.
Space between columns: 213 cm.

Package dimensions:
58x300xH64 cm

Available different elements
to fill the walls.

sheds





CAR7

Depth: 509cm
Width: 302cm
Height: 240cm
Column: 90x90mm
Total weight: ±200kg

Pressure impregnated in green.
Ribbed roof. No roof coverage.

Package dimensions:
120x300xH.25 cm



CAR7PVCTR

Depth: 509cm
Width: 302cm
Height: 240cm
Column: 90x90mm
Total weight: ±250kg

Pressure impregnated in green.
Ribbed roof. Roof covering made of
0.8 mm thick PVC.

Package dimensions:
120x300xH.30 cm



carports





CAR1

Depth: 300cm
 Width: 510cm
 Height: 219cm
 Column: 90x90mm
 Total weight: ±150kg

Pressure impregnated in green.
 Ribbed roof. No roof coverage.

Package dimensions:
 73x300xH.29 cm



CAR10

Depth: 304cm
 Width: 512cm
 Height: 233cm
 Column: 120x120mm
 Total weight: ±300kg

Pressure impregnated in green.
 Ribbed roof. No roof coverage.

Package dimensions:
 120x300xH.30 cm



CAR10+BLACHA1

Depth: 304cm
 Width: 512cm
 Height: 233cm
 Column: 90x90mm
 Total weight: ±350kg

Pressure impregnated in green.
 Ribbed roof. Roof covering made of
 0.5 mm thick trapezoidal plate.

Package dimensions:
 120x300xH.30 cm



CAR10PVCTR

Depth: 304cm
 Width: 512cm
 Height: 233cm
 Column: 120x120mm
 Total weight: ±350kg

Pressure impregnated in green.
 Ribbed roof. Roof covering made of
 0.8 mm thick PVC.

Package dimensions:
 120x300xH.30 cm



CAR16

Depth: 304cm
 Width: 512cm
 Height: 233cm
 Column: 90x90mm
 Total weight: ±240kg

Pressure impregnated in green.
 Ribbed roof, no roofing material.
 Package dimensions:
 120x300xH.25 cm



CAR16+BLACHA1

Depth: 303cm
 Width: 512cm
 Height: 233cm
 Column: 90x90mm
 Total weight: ±300kg

Pressure impregnated in green.
 Ribbed roof. Roof covering made of
 0.5 mm thick trapezoidal plate.
 Package dimensions:
 120x300xH.30 cm



CAR16PVCTR

Depth: 304cm
 Width: 512cm
 Height: 233cm
 Column: 90x90mm
 Total weight: ±300kg

Pressure impregnated in green.
 Ribbed roof. Roof covering made of
 0.8 mm thick PVC.
 Package dimensions:
 120x300xH.30 cm



CAR23

Depth: 580cm
 Width: 510cm
 Height: 200-264cm
 Column: 110x110mm
 Total weight: ±500kg

Pressure impregnated in green.
 Ribbed roof, no roofing material.
 Package dimensions:
 120x580xH.25 cm



CAR23PVCTR

Depth: 580cm
 Width: 510cm
 Height: 200-264cm
 Column: 110x110mm
 Total weight: ±700kg

Pressure impregnated in green.
 Ribbed roof. Roof covering made of
 0.8 mm thick PVC.

Package dimensions:
 120x580xH.43 cm



CAR5

Depth: 606cm
 Width: 512cm
 Height: 269cm
 Column: 110x110mm
 Total weight: ±500kg

Pressure impregnated in green.
 Ribbed roof. No roofing material.

Package dimensions:
 120x600xH.25 cm



CAR6

Depth: 300cm
 Width: 524cm
 Height: 258cm
 Column: 90x90mm
 Total weight: ±180kg

Pressure impregnated in green.
 Ribbed roof, no roofing material.

Package dimensions:
 80x300xH.30 cm

wooden swimming pools





BAS89OSP+SZ A9

Size: 4,7m
 Height: 1,2m
 Board thickness: 44mm
 Total weight: ±727kg
 Impregnated: yes, brown

The set includes: Liner, special foil for lining the pool. Lining under the foil. Filter set. Pump. Skimmer. Nozzle. Stainless steel 3 step ladder. Mounting elements for the pool, liner, pump and filter. A brown impregnated accessory cabinet. Wooden stairs.



BAS90OSP+SZ A8

Size: 5,8m
 Height: 1,31m
 Board thickness: 44mm
 Total weight: ±727kg
 Impregnated: yes, brown

The set includes: Liner, special foil for lining the pool. Lining under the foil. Filter set. Pump. Skimmer. Nozzle. Stainless steel 3 step ladder. Mounting elements for the pool, liner, pump and filter. A brown impregnated accessory cabinet. Wooden stairs.



BAS51OSP+SZ A6

Size: 7,5x4,07m
 Height: 1,45m
 Board thickness: 44mm
 Total weight: ±1274kg
 Impregnated: yes, green

The set includes: Liner, special foil for lining the pool. Lining under the foil. Filter set. Pump. Skimmer. Nozzle. Stainless steel 3 step ladder. Mounting elements for the pool, liner, pump and filter. A brown impregnated accessory cabinet. Wooden stairs.



BAS50OSP+SZ A6

Size: 8,5x4,57m
 Height: 1,45m
 Board thickness: 44mm
 Total weight: ±1484kg
 Impregnated: yes, green


The set includes: Liner, special foil for lining the pool. Lining under the foil. Filter set. Pump. Skimmer. Nozzle. Stainless steel 3 step ladder. Mounting elements for the pool, liner, pump and filter. A brown impregnated accessory cabinet. Wooden stairs.



BAS47OSP+SZA7

Size: 5,8x3,8m
 Height: 1,2m
 Board thickness: 44mm
 Total weight: ±1037kg
 Impregnated: yes, green

The set includes: Liner, special foil for lining the pool. Lining under the foil. Filter set. Pump. Skimmer. Nozzle. Stainless steel 3 step ladder. Mounting elements for the pool, liner, pump and filter. A brown impregnated accessory cabinet. Wooden stairs.



BAS46OSP+SZA6

Size: 8,5x4,57m
 Height: 1,2m
 Board thickness: 44mm
 Total weight: ±1294kg
 Impregnated: yes, green

The set includes: Liner, special foil for lining the pool. Lining under the foil. Filter set. Pump. Skimmer. Nozzle. Stainless steel 3 step ladder. Mounting elements for the pool, liner, pump and filter. A brown impregnated accessory cabinet. Wooden stairs.



BAS59OSP + SZA6

Size: 8,2x5,2m
 Height: 1,45m
 Board thickness: 44mm
 Total weight: ±1844kg
 Impregnated: yes, green

The set includes: Liner, special foil for lining the pool. Lining under the foil. Filter set. Pump. Skimmer. Nozzle. Stainless steel 3 step ladder. Mounting elements for the pool, liner, pump and filter. A brown impregnated accessory cabinet. Wooden stairs.



BAS48OSP + SZA7

Size: 6,5x4,07m
 Height: 1,2m
 Board thickness: 44mm
 Total weight: ±1612kg
 Impregnated: yes, green

The set includes: Liner, special foil for lining the pool. Lining under the foil. Filter set. Pump. Skimmer. Nozzle. Stainless steel 3 step ladder. Mounting elements for the pool, liner, pump and filter. A brown impregnated accessory cabinet. Wooden stairs.



THANK YOU

